

The Strategic Plan for Biodiversity 2011-20, the Aichi Biodiversity Targets and National Implementation

Secretariat of the Convention on Biological Diversity



CBD





2010 International Year of Biodiversity

Aichi-Nagoya Outcomes (COP-10 / MOP-5)



Life in harmony,
into the future

47 decisions of COP-10, including:

- Nagoya Protocol on ABS
- Strategic Plan and Aichi Targets
- Strategy for Resource Mobilization

17 decisions of MOP, including:

- Nagoya-KL Protocol on Liability & Redress
- Strategic Plan for Biosafety Protocol

Plus declarations of parallel meetings on
Local Authorities & Cities, Parliamentarians,
Biodiversity and Development

COP-10 Decisions

- X/1. Nagoya Protocol on Access Benefit Sharing
- X/2. The Strategic Plan for Biodiversity 2011-2020 and the Aichi Biodiversity Targets
- X/3. Strategy for Resource Mobilization
- X/4. Global Biodiversity Outlook
- X/5. Implementation of the Convention
- X/6. Biodiversity and poverty eradication and development
- X/7. Goals and targets and associated indicators
- X/8. UN Decade on Biodiversity 2011-2020
- X/9. The multi-year programme of work
- X/10. National reporting
- X/11. IPBES
- X/12. Ways and means to improve the effectiveness of SBSTTA
- X/13. New and emerging issues
- X/14. Retirement of decisions
- X/15. Clearing-house mechanism
- X/16. Technology transfer and cooperation
- X/17. Global Strategy for Plant Conservation 2011-2020
- X/18. CEPA and IYB
- X/19. Gender mainstreaming
- X/20. Cooperation with other conventions and initiatives
- X/21. Business engagement
- X/22. Plan of Action on Cities and Local Authorities
- X/23. South-South Cooperation
- X/24. Review of guidance to the financial mechanism
- X/25. Additional guidance to the financial mechanism
- X/26. Assessment of the amount of funds needed for GEF-6
- X/27. 4th review of the effectiveness of the financial mechanism
- X/28. Inland waters biodiversity
- X/29. Marine and coastal biodiversity
- X/30. Mountain biological diversity
- X/31. Protected areas
- X/32. Sustainable use of biodiversity
- X/33. Biodiversity and climate change
- X/34. Agricultural biodiversity
- X/35. Biodiversity of dry and sub-humid lands
- X/36. Forest biodiversity
- X/37. Biofuels and biodiversity
- X/38. Invasive alien species
- X/39. Global Taxonomy Initiative
- X/40. Mechanisms for the effective participation of indigenous and local communities
- X/41. Elements of *sui generis* systems for the protection of traditional knowledge
- X/42. The Tkarihwaí:ri code of ethical conduct
- X/43. Multi-year programme of work on Article 8(j) and related provisions
- X/44. Incentive measures
- X/45. Administration and budget 2011-2012
- X/46. Date and venue of COP-11
- X/47. Tribute to the Government and people of Japan





50

BIODIVERSITY SCENARIOS: PROJECTIONS OF 21ST CENTURY CHANGE IN BIODIVERSITY AND ASSOCIATED ECOSYSTEM SERVICES

A Technical Report for the
Global Biodiversity Outlook 3



newly maintained activities that involve activities
a process that erases historic modifications (10).

12. Materials and methods are available as supporting
material on Science Online.



7 January 2010; accepted 1 April 2010
10.1016/j.biodivers.2010.07.001

Global Biodiversity: Indicators of Recent Declines

Stuart H. M. Butchart,^{1,2*} Matt Walpole,⁴ Ben Collen,³ Arco van Strien,⁴
Jörn P. W. Scharlemann,⁴ Rosamunde E. A. Almond,³ Jonathan E. M. Baillie,³
Bastian Bomhard,¹ Claire Brown,⁴ John Bruno,⁵ Kent E. Carpenter,⁶ Genevieve M. Carr,^{7,8}
Janice Chamson,⁹ Anna M. Chinery,³ Jorge Csirke,¹⁰ Nick C. Davidson,¹¹ Frank Dentame,¹²
Matt Foster,¹² Alessandro Galli,¹³ James N. Galloway,¹⁴ Piero Genovesi,¹⁵
Richard D. Gregory,¹⁴ Marc Hockings,¹⁷ Valerie Kapos,^{14,18} Jean-Francois Lamarque,¹⁹
Flora Leverington,¹⁷ Jonathan Loh,²⁰ Melodie A. McGeoch,²¹ Louise McKee,²
Anahit Minasyan,²² Monica Hernández-Monjillo,² Thomasina E. E. Oldfield,²³ Daniel Pauly,²⁴
Suhel Quader,²⁵ Carmen Revenga,²⁴ John R. Sasser,²⁷ Benjamin Skolnik,²⁴ Dan Spear,²⁹
Damon Stanwell-Smith,³ Simon N. Stuart,^{1,2,3,30,31} Andy Symes,⁴ Megan Tierney,³
Tristan D. Tyrrell,³ Jean-Christophe Vie,²² Reg Watson.⁴

framework of indicators to measure biodiversity
loss at the level of genes, populations, species,
and ecosystems (3, 4). Although a minority have
not been published individually (5), hitherto they have
not been synthesized to provide an integrated
outcome. Despite suggestions that the target is
unlikely to be (6–8), or has not been (4, 9, 10),
we test this empirically using a broad suite of
biodiversity indicators.

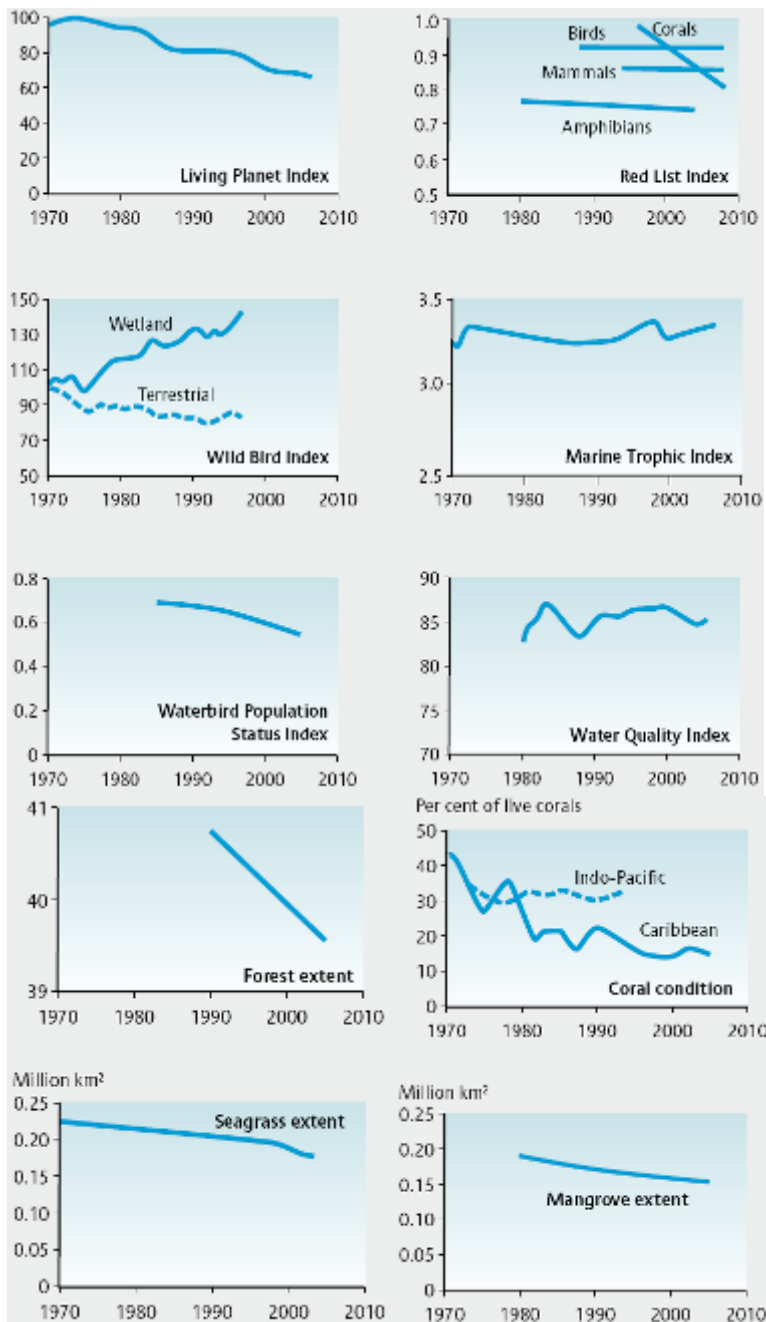
To evaluate achievement of the 2010 target,
we (9) determined the trend, and timing and direction
of significant inflections in trend for individual
indicators (11) and (ii) calculated aggregated in-
dices relating to the state of biodiversity, pres-
sure upon it, policy and management responses,
and the state of benefits (ecosystem services) that
people derive from biodiversity, using the best
available sources. To calculate aggregate indices,
we first scaled each of 24 indicators (out of 31)
with available trend information to a value of 1 in
the first year with data from 1970 onward (only
eight indicators had earlier trends) and calculated
annual proportional change from this first year.
Then we used a generalized additive model to
framework (5, 12, 13) and de-

In 2002, world leaders committed, through the Convention on Biological Diversity (CBD), to achieve by 2010 a significant reduction of the current rate of biodiversity loss (1), and a “2010 target” has been set in many United Nations and other international instruments. Despite some local successes and increasing response (including extent and biodiversity coverage of protected areas, sustainable forest management policy responses to invasive alien species, and biodiversity-related aid), the rate of biodiversity loss does not appear to be slowing.

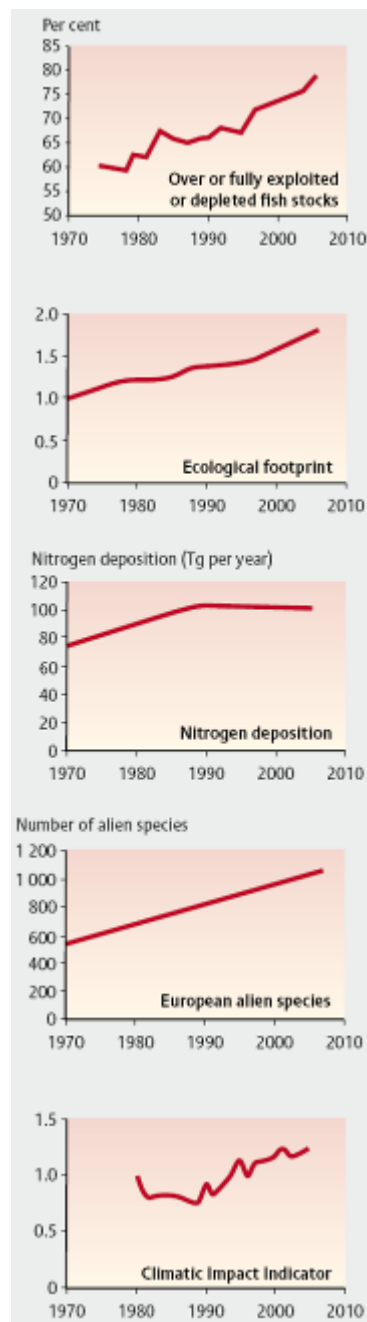
Global Biodiversity Outlook 3




State



Pressure



Response



Source:
GBO-3,
after
Butchart
et al 2010

GBO-3: Action needed this decade



The **action** taken over the next decade or two will determine whether the relatively stable environmental conditions on which human civilization has depended for the past 10,000 years will continue beyond this century.

If we fail to use this opportunity, many ecosystems on the planet will move into new, unprecedented states in which the capacity to provide for the needs of present and future generations is highly uncertain (“**tipping points**”).

Greater range of **options** than previously recognized

Inaction is more expensive in the long run than investing in action now

Tipping Points

Amazon dieback



Eutrophication



Coral reef collapse



Strategic Plan for Biodiversity 2011-2020

Framework for all Conventions and stakeholders.

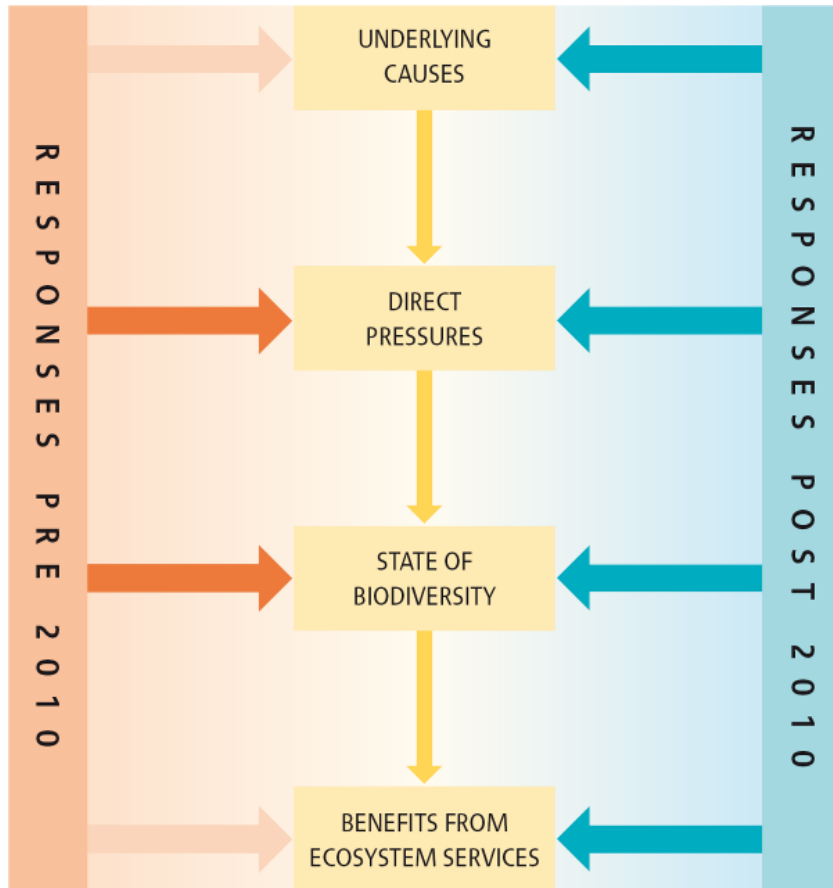
Vision: *Living in harmony with nature.* By 2050, biodiversity is valued, conserved, restored and wisely used, maintaining ecosystem services, sustaining a healthy planet and delivering benefits essential for all people.”

Mission Take effective and urgent action to halt the loss of biodiversity in order to ensure that by 2020 ecosystems are resilient and continue to provide essential services, thereby securing the planet’s variety of life, and contributing to human well-being, and poverty eradication

20 Aichi Biodiversity Targets

Implementation mechanisms

Strategic Goals



- A. Address the **underlying causes** of biodiversity loss (mainstreaming)
- B. Reduce the **direct pressures** and promote sustainable use
- C. **Directly safeguard** ecosystems, species and genetic diversity
- D. Enhance the **benefits** to all from biodiversity and ecosystem services
- E. **Enhance implementation** through participatory planning, knowledge management and capacity building

Aichi Nagoya Targets

Strategic goal A. Address the underlying causes of biodiversity loss

Target 1: By 2020, People are aware of the values of biodiversity and the steps they can take to conserve and use it sustainably.

Target 2: By 2020, biodiversity values are integrated into national and local development and poverty reduction strategies and planning processes and national accounts ...

Target 3: By 2020, incentives, including subsidies, harmful to biodiversity are eliminated, phased out or reformed

Target 4: By 2020, Governments, business and stakeholders have plans for sustainable production and consumption and keep the impacts resource use within safe ecological limits.

Strategic goal B. Reduce the direct pressures on biodiversity and promote sustainable use

Target 5: By 2020, the rate of loss of all natural habitats, including forests, is at least halved and where feasible brought close to zero, and degradation and fragmentation is significantly reduced.

Target 6: By 2020 all stocks managed and harvested sustainably, so that overfishing is avoided

Target 7: By 2020 areas under agriculture, aquaculture and forestry are managed sustainably, ensuring conservation of biodiversity.

Target 8: By 2020, pollution, including from excess nutrients, has been brought to levels that are not detrimental to ecosystem function and biodiversity.

Target 9: By 2020, invasive alien species and pathways are identified and prioritized, priority species are controlled or eradicated, and measures are in place to manage pathways to prevent their introduction and establishment.

Target 10: By 2015, the multiple anthropogenic pressures on coral reefs, and other vulnerable ecosystems impacted by climate change or ocean acidification are minimized, so as to maintain their integrity and functioning.

Strategic goal C: To improve the status of biodiversity by safeguarding ecosystems, species and genetic diversity

Target 11: By 2020, at least 17 per cent of terrestrial and inland water, and 10 per cent of coastal and marine areas are conserved through systems of protected areas.....

Target 12: By 2020 the extinction of known threatened species has been prevented and their conservation status, particularly of those most in decline, has been improved and sustained.

Target 13: By 2020, the genetic diversity of cultivated plants and farmed and domesticated animals and of wild relatives is maintained,

Strategic goal D: Enhance the benefits to all from biodiversity and ecosystem services

Target 14: By 2020, ecosystems that provide essential services, including services are restored and safeguarded,

Target 15: By 2020, ecosystem resilience and the contribution of biodiversity to carbon stocks has been enhanced, through conservation and restoration, including restoration of at least 15 per cent of degraded ecosystems,

Target 16: By 2015, the Nagoya Protocol on Access and Benefits Sharing is in force and operational

Strategic goal E. Enhance implementation through participatory planning, knowledge management and capacity building

Target 17: By 2015 each Party has developed, adopted as a policy instrument, and has commenced implementing an effective, participatory and updated NBSAP.

Target 18: By 2020, the traditional knowledge, innovations and practices of indigenous and local communities and their customary use, are respected.

Target 19: By 2020, knowledge, the science base and technologies relating to biodiversity, its values, functioning, status and trends, and the consequences of its loss, are improved, widely shared and transferred, and applied.

Target 20: By 2020, the mobilization of financial resources for effectively implementing the Strategic Plan for Biodiversity 2011-2020 from all sources,, should increase substantially .

Strategic goal A. Address the underlying causes of biodiversity loss

Target 1: By 2020, ... People are aware of the values of biodiversity and the steps they can take to conserve and use it sustainably.

Target 2: By 2020, ... biodiversity values are integrated into national and local development and poverty reduction strategies and planning processes and national accounts ...

Target 3: By 2020, ... incentives, including subsidies, harmful to biodiversity are eliminated, phased out or reformed in order to minimize or avoid negative impacts, and positive incentives for the conservation and sustainable use of biodiversity are developed and applied, .

Target 4: By 2020, ... Governments, business and stakeholders have plans for sustainable production and consumption and keep the impacts resource use within safe ecological limits.

Strategic goal B. Reduce the direct pressures on biodiversity and promote sustainable use

Target 5: By 2020, the rate of loss of all natural habitats, including forests, is at least halved and where feasible brought close to zero, and degradation and fragmentation is significantly reduced.

Target 6: By 2020 all fish and invertebrate stocks and aquatic plants are managed and harvested sustainably, legally and applying ecosystem based approaches, so that overfishing is avoided, recovery plans and measures are in place for all depleted species, fisheries have no significant adverse impacts on threatened species and vulnerable ecosystems and the impacts of fisheries on stocks, species and ecosystems are within safe ecological limits

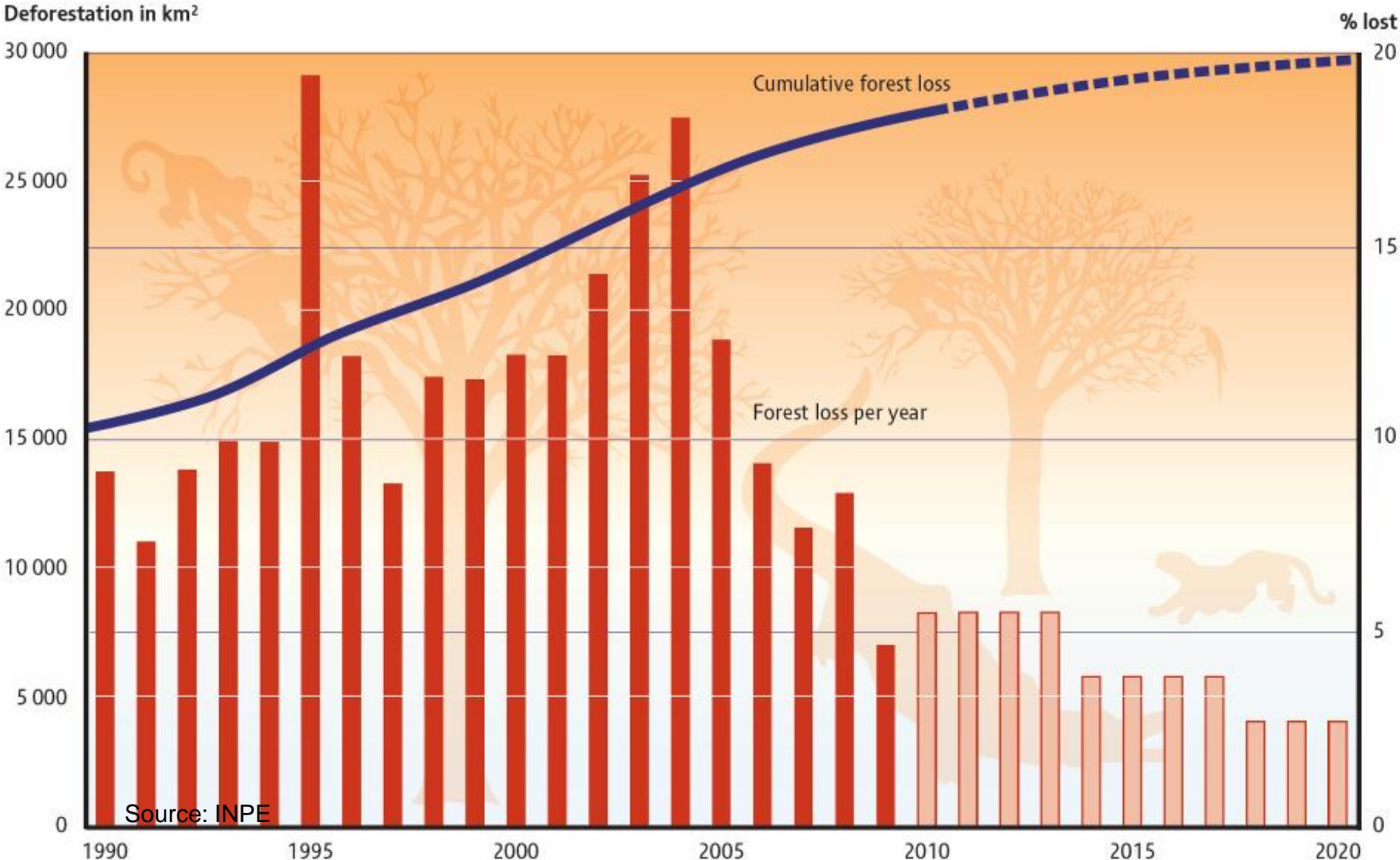
Target 7: By 2020 areas under agriculture, aquaculture and forestry are managed sustainably, ensuring conservation of biodiversity.

Target 8: By 2020, pollution, including from excess nutrients, has been brought to levels that are not detrimental to ecosystem function and biodiversity.

Target 9: By 2020, invasive alien species and pathways are identified and prioritized, priority species are controlled or eradicated, and measures are in place to manage pathways to prevent their introduction and establishment.

Target 10: By 2015, the multiple anthropogenic pressures on coral reefs, and other vulnerable ecosystems impacted by climate change or ocean acidification are minimized, so as to maintain their integrity and functioning.

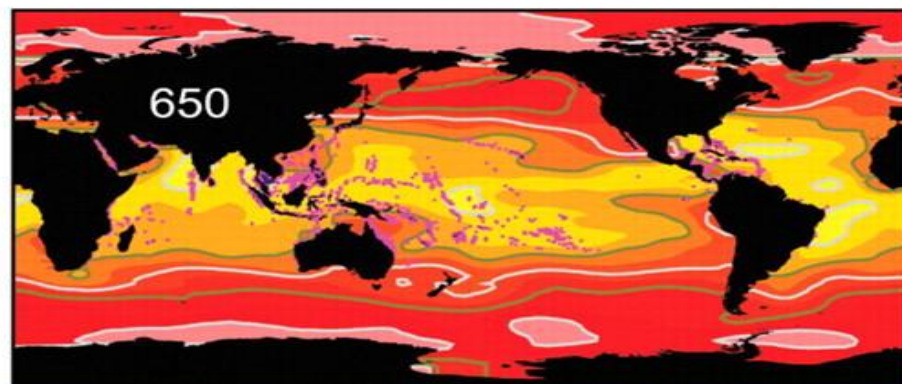
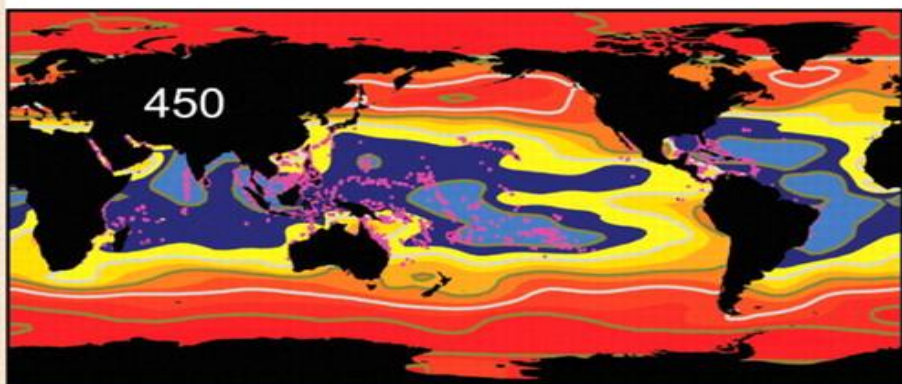
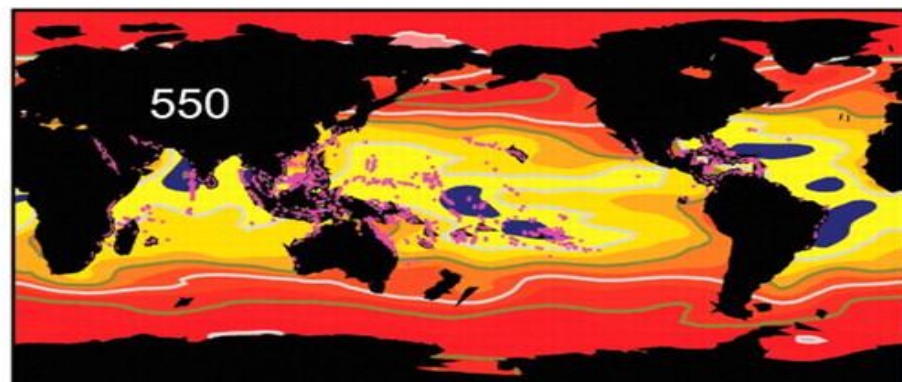
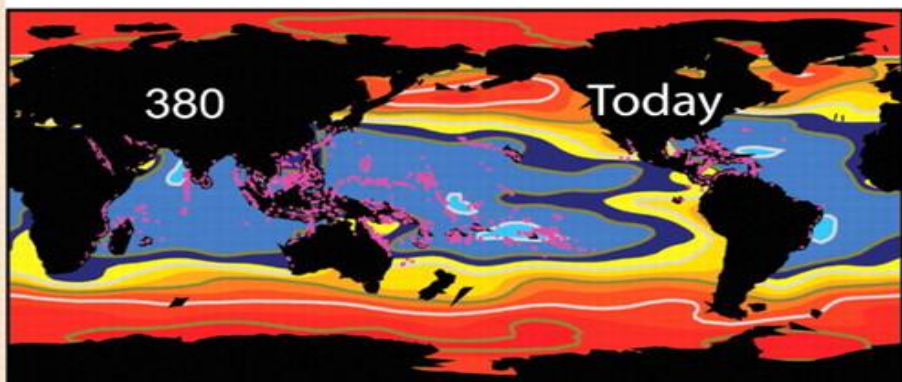

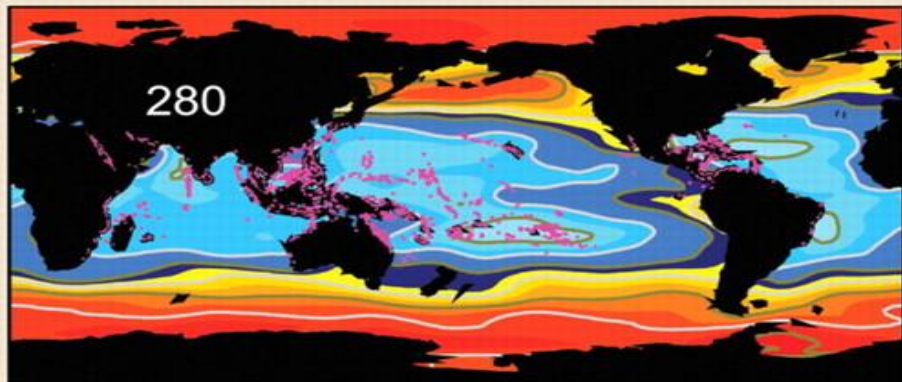
Forest loss slowing, cumulative loss still increasing



Source: INPE

Strategic goal B. Reduce the direct pressures on biodiversity and promote sustainable use

- Target 5: By 2020, the rate of loss of all natural habitats, including forests, is at least halved and where feasible brought close to zero, and degradation and fragmentation is significantly reduced.
- Target 6: By 2020 all fish and invertebrate stocks and aquatic plants are managed and harvested sustainably, legally and applying ecosystem based approaches, so that overfishing is avoided, recovery plans and measures are in place for all depleted species, fisheries have no significant adverse impacts on threatened species and vulnerable ecosystems and the impacts of fisheries on stocks, species and ecosystems are within safe ecological limits
- Target 7: By 2020 areas under agriculture, aquaculture and forestry are managed sustainably, ensuring conservation of biodiversity.
- Target 8: By 2020, pollution, including from excess nutrients, has been brought to levels that are not detrimental to ecosystem function and biodiversity.
- Target 9: By 2020, invasive alien species and pathways are identified and prioritized, priority species are controlled or eradicated, and measures are in place to manage pathways to prevent their introduction and establishment.
- Target 10: By 2015, the multiple anthropogenic pressures on coral reefs, and other vulnerable ecosystems impacted by climate change or ocean acidification are minimized, so as to maintain their integrity and functioning.



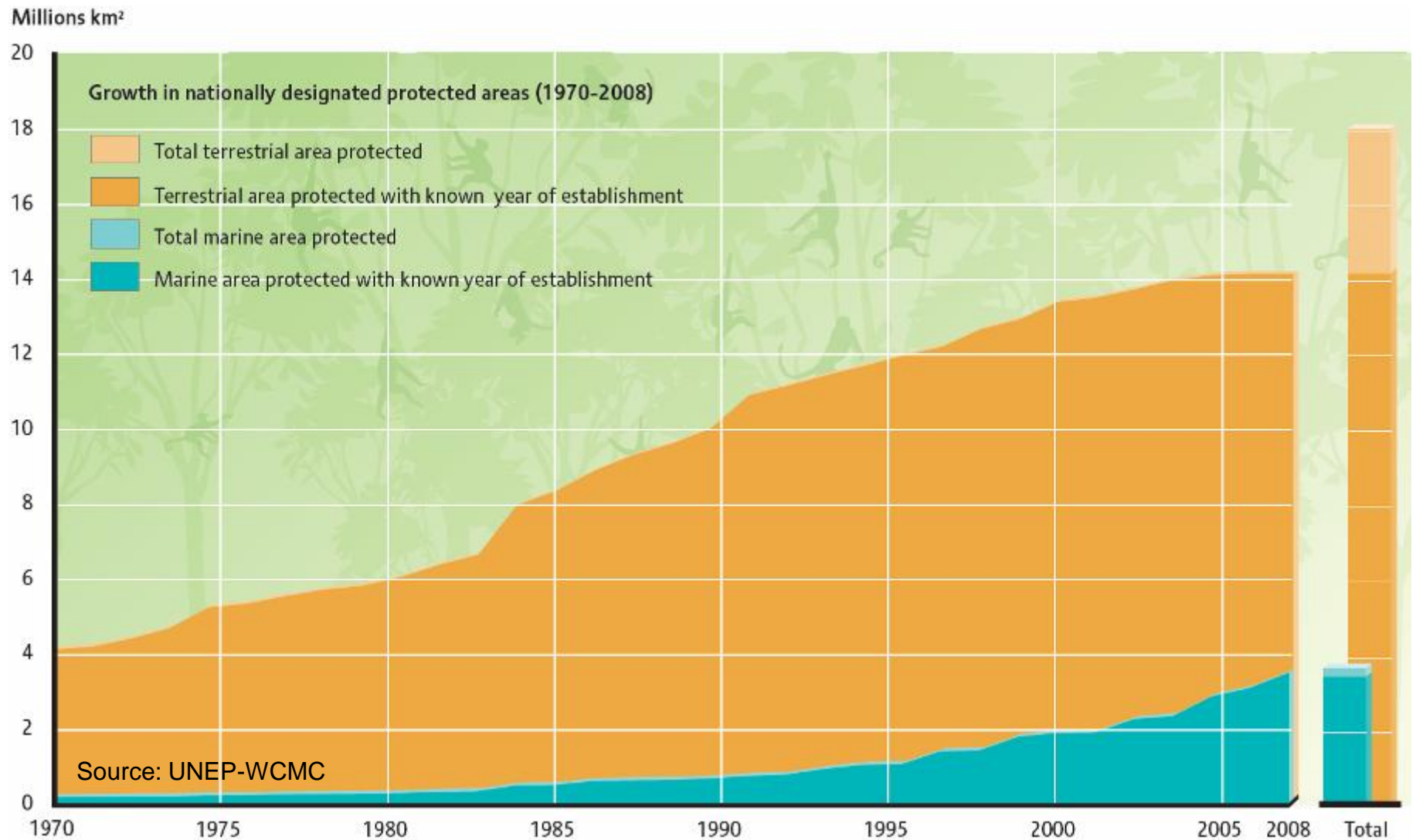
Strategic goal C: To improve the status of biodiversity by safeguarding ecosystems, species and genetic diversity

Target 11: By 2020, at least 17 per cent of terrestrial and inland water areas, and 10 per cent of coastal and marine areas, especially areas of particular importance for biodiversity and ecosystem services, are conserved through effectively and equitably managed, ecologically representative and well connected systems of protected areas and other effective area-based conservation measures, and integrated into the wider landscapes and seascapes

Target 12: By 2020 the extinction of known threatened species has been prevented and their conservation status, particularly of those most in decline, has been improved and sustained.

Target 13: By 2020, the genetic diversity of cultivated plants and farmed and domesticated animals and of wild relatives is maintained,

Protected areas increasing ...



Strategic goal D: Enhance the benefits to all from biodiversity and ecosystem services

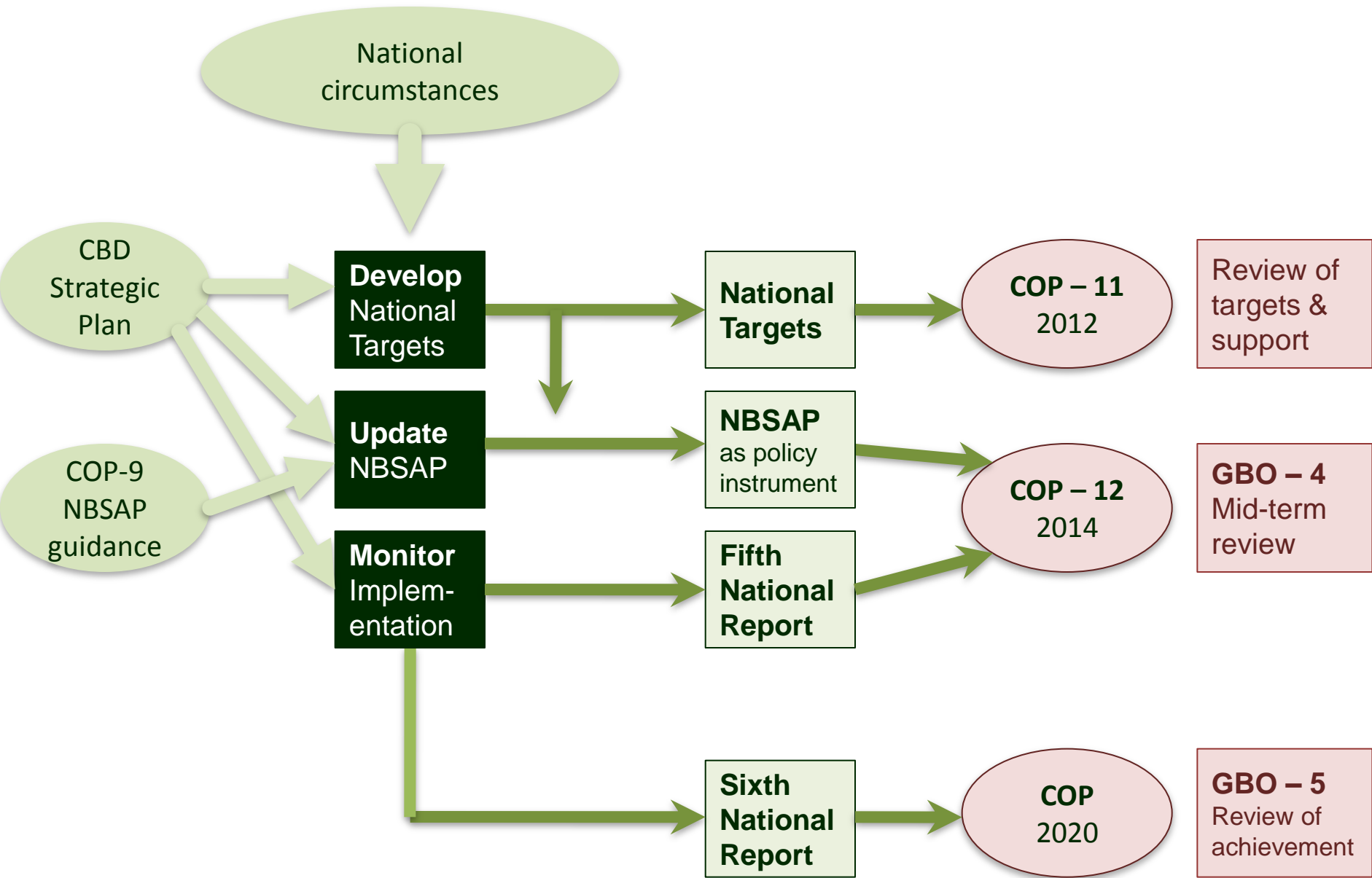
Target 14: By 2020, ecosystems that provide essential services, including services are restored and safeguarded,

Target 15: By 2020, ecosystem resilience and the contribution of biodiversity to carbon stocks has been enhanced, through conservation and restoration, including restoration of at least 15 per cent of degraded ecosystems,

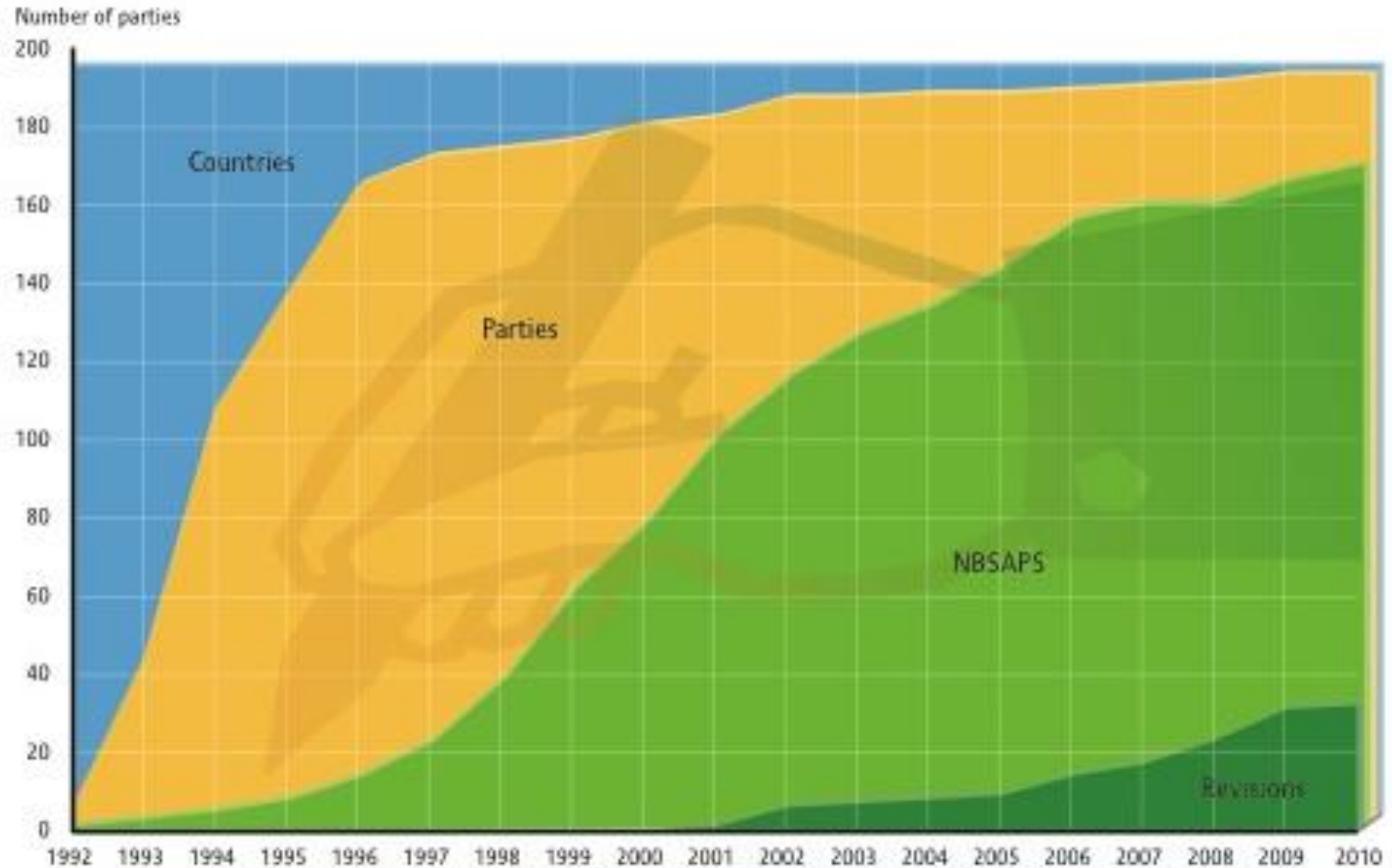
Target 16: By 2015, the Nagoya Protocol on Access and Benefits Sharing is in force and operational

Strategic goal E. Enhance implementation through participatory planning, knowledge management and capacity building

- Target 17: By 2015 each Party has developed, adopted as a policy instrument, and has commenced implementing an effective, participatory and updated NBSAP.
- Target 18: By 2020, the traditional knowledge, innovations and practices of indigenous and local communities and their customary use, are respected.
- Target 19: By 2020, knowledge, the science base and technologies relating to biodiversity, its values, functioning, status and trends, and the consequences of its loss, are improved, widely shared and transferred, and applied.
- Target 20: By 2020, the mobilization of financial resources for effectively implementing the Strategic Plan for Biodiversity 2011-2020 from all sources,, should increase substantially .



National Biodiversity Strategies and Action Plans



Mechanisms to support implementation

Capacity Building

- GEF-5 support for revision of NBSAPs
- Global Support Programme (SCBD/UNEP/UNDP etc)

Knowledge Network: Clearing House Mechanism and technology transfer

- National CHM nodes and central CHM
- Database and exchange of good practice, tools and guidance
- Networks of communities of practice and institutions
- Evidence-based review

Financial Resources

- Targets/Indicators in COP-9 Resource Mobilization Strategy
- Innovative mechanisms

Initiatives to enhance cooperation

- South-South Cooperation
- Plan of action for cities and local governments
- Engagement of Parliamentarians

Supporting Mechanisms for monitoring and assessment

- IPBES (Assessment)
- GEO-Biodiversity Observation Network
- DIVERSITAS & other global change research programmes

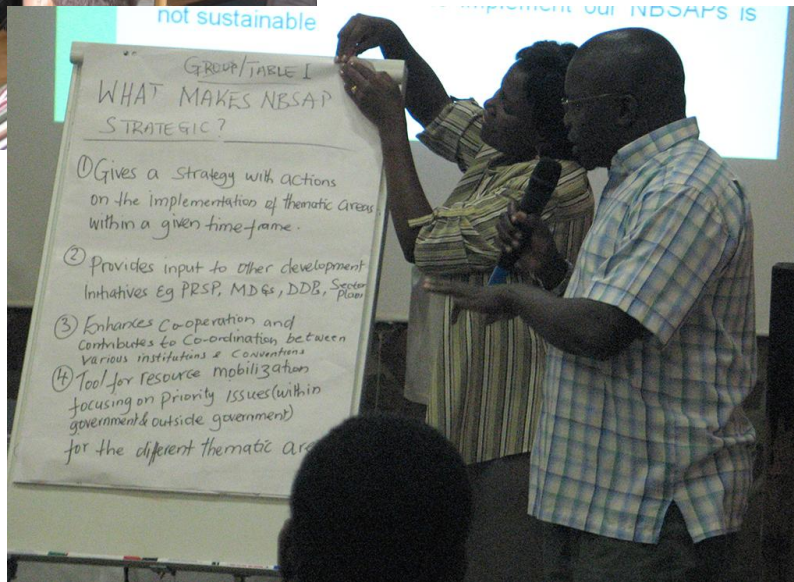
Initial core activity

- Sub-regional Capacity-building Workshops to support revision of NBSAPs in line with new Strategic Plan and Aichi Targets
- Will also provide overview of activities to implement other Aichi-Nagoya outcomes.
- Objectives:
 - assist Parties to establish national targets in the framework of the Aichi Biodiversity Targets
 - assist Parties to integrate national targets into a updated NBSAPs that are effective tools for mainstreaming
 - Raise awareness to stimulate early actions entry into force of Nagoya Protocol on Access and Benefit Sharing and Nagoya-Kuala Lumpur Supplementary Protocol on Liability and Redress
 - Promote TEEB approach, resource mobilization strategies
 - Facilitate active learning opportunities and peer-to-peer exchanges for national focal points and persons in charge of implementing and revising NBSAPs

Capacity building workshops



- To assist Parties to establish national targets in the framework of the Aichi Biodiversity Targets
- To assist Parties to integrate national targets into updated NBSAPs as effective tools for mainstreaming
- To raise awareness to stimulate early entry into force of Nagoya Protocol on ABS and Nagoya-Kuala Lumpur Supplementary Protocol on Liability and Redress



Workshops:

- South, East, SE, Asia
- South and East Africa
- Meso-America
- South America
- Europe
- Central Africa
- West Africa
- Caribbean
- Arab States
- Pacific
- Central Asia

Organized with support of

- Japan Fund
- Host countries
- Regional partners

Expected outputs

- Adoption of national targets in line with the Strategic Plan by 2012 (COP-11)
- ‘New generation’ of updated and revised NBSAPs, adopted as policy instruments and fully integrated into national planning processes by 2014 (COP-12)
- Early entry into force of the Nagoya Protocol on Access and Benefit Sharing and the Nagoya-Kuala Lumpur Supplementary Protocol on Liability and Redress for Biosafety
- Effective implementation of other COP 10 and MOP 5 decisions
- Effective sharing of knowledge and technologies in support of the Convention.

Tentative List of Regional and Sub-regional Capacity Building Workshops on NBSAPS and Implementation of the Aichi-Nagoya Outcomes

Region	Dates (t.b.d.)	Venue (t.b.d.)
Southern Africa	14 - 20 March 2011	Kasane, Botswana
North Africa & the Middle East	4 - 9 April 2011	Beirut, Lebanon
Europe	15 -19 April 2011	Vilm, Germany
South, Southeast, and East Asia	9 - 16 May 2011	Xi'an, China
Amazon	23 - 25 May 2011	Brasilia
West Africa	22 - 26 May 2011	Dakar, Senegal
Caribbean	30 May - 1 June 2011	Guyana
Central Africa	19 - 23 June 2011	Brazzaville
East Africa	27 June - 1 July 2011	Arusha, Tanzania
Africa	4 - 8 July 2011	Addis Ababa, Ethiopia
Central Asia	18 - 20 September 2011	
<i>(followed by The 7th "Environment for Europe" Ministerial Conference)</i>	21 - 23 September 2011	Astana, Kazakhstan
Pacific	3 - 7 October 2011	Apia, Samoa
South America	10 - 14 October 2011	Ecuador
Meso-America	17 - 21 October 2011	Costa Rica
Mediterranean	16 - 18 January 2012	
<i>(followed by a meeting of Mayors of Mediterranean countries)</i>	19 - 20 January 2012	Montpellier
Asia	16 - 18 April 2012	New Delhi, India
North America	20 - 24 February 2012	Mexico
Following-up meetings		
Europe	2 - 6 April 2012	Geneva
Africa	9 - 13 April 2012	Addis Ababa
LAC	25 - 26 April 2012	Santiago
Other related meetings		
Meeting of the Pan European Biological and Landscape Diversity Strategy	5 - 7 September 2011	Geneva/Bonn
<i>(The 2nd meeting of the Ministers of the countries that have hosted or will host a CBD-COP)</i>	3 September 2011	Geneva



CBD

www.cbd.int/sp/sp2010p

www.cbd.int/nbsap